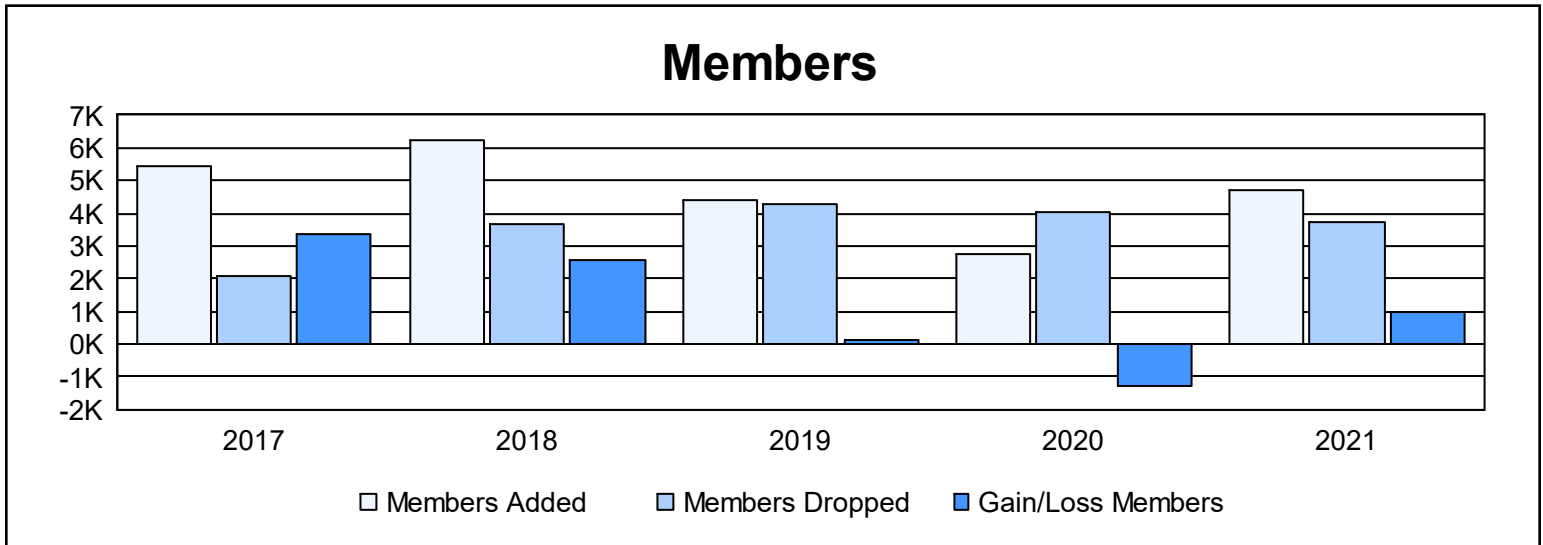
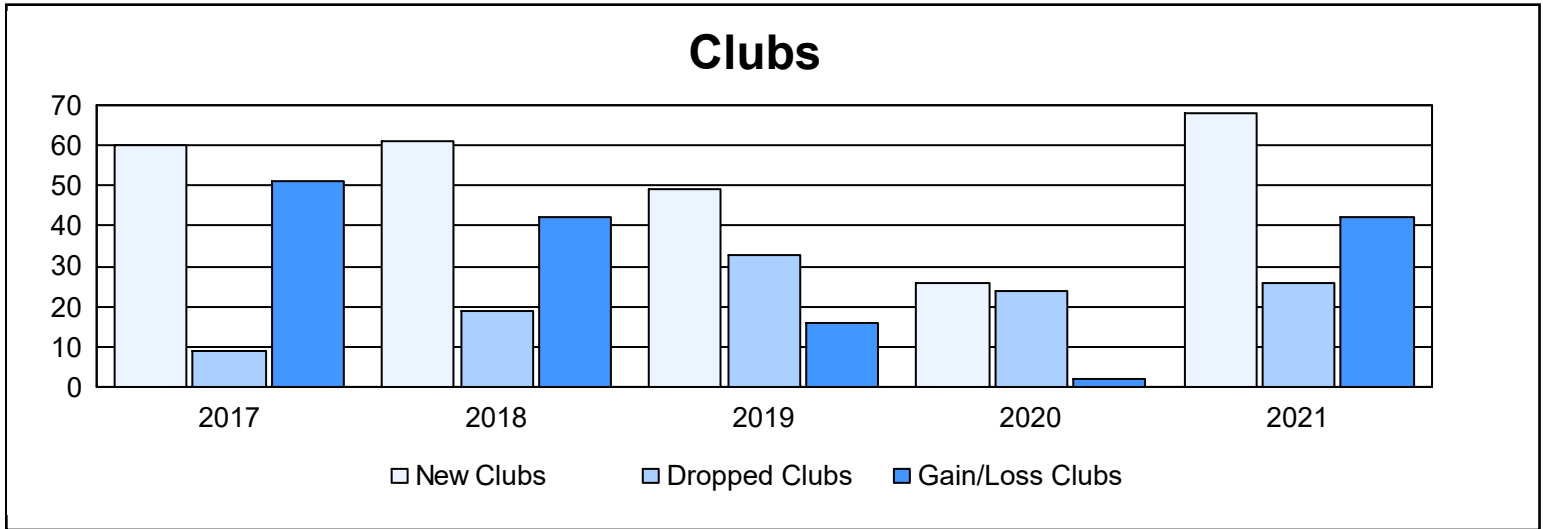
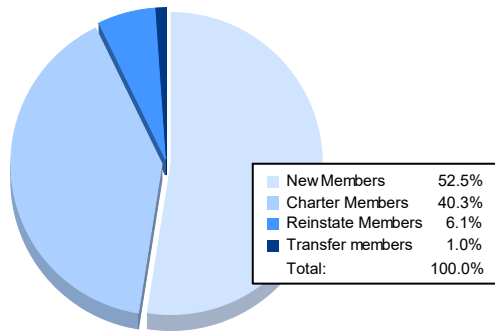


Year	New Clubs	Dropped Clubs	Gain/ Loss Clubs	New Members	Charter Members	Reinstate Members	Transfer Members	Total Member Added	Total Members Dropped	Gain/ Loss Members
2016-2017	60	9	51	3,502	1,669	239	51	5,461	2,087	3,374
2017-2018	61	19	42	4,005	1,787	402	27	6,221	3,672	2,549
2018-2019	49	33	16	2,518	1,465	430	13	4,426	4,283	143
2019-2020	26	24	2	1,638	820	245	25	2,728	4,019	-1,291
2020-2021	68	26	42	2,470	1,896	287	48	4,701	3,720	981
Average	53	22	31	2,827	1,527	321	33	4,707	3,556	1,151



Membership Composition June 2021 Cumulative



Gender Composition June 2021 Cumulative

